

MDT Glass Push Button II Smart 2/4/6/8/12-fold , flush mounted

Version		
BE-GT20W.01	Glass Push Button II Smart	Flush mounted, White
BE-GT20S.01	Glass Push Button II Smart	Flush mounted, Black
BE-GT2TW.01	Glass Push Button II Smart	Flush mounted, White, integrated Temperature Sensor
BE-GT2TS.01	Glass Push Button II Smart	Flush mounted, Black, integrated Temperature Sensor

The MDT Glass Push Button II Smart releases KNX telegrams after touching the sensor areas on top, 1 or 2 Button operation can be adjusted. The device provides extensive functions like switching of lighting, operation of blinds and shutters, switching/sending values and block communication objects for each channel. The Glass Push Button has 4 integrated logical modules. The sending of a second object is possible by the logical modules.

Furthermore the MDT Glass Push Button II Smart has an integrated cleaning function and an additional switching channel that operates if 3 or more of the sensor area were touched (e.g. slap function).

The Glass Push Button II Smart has a large, colored active display to indicate function and status. For each button are symbols and plain text adjustable. The 2 buttons on top are used to enter the function levels directly, the other 4 buttons can be reserved with 2 or 3 function levels (8/12-fold). The Glass Push Button II Smart can be also used as 6-fold push button without function levels.

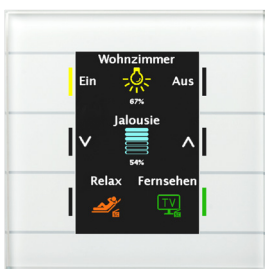
The Glass Push Button II Smart with temperature sensor offers additional functions to set temperature and operation mode of the heating. In combination with the MDT Heating Actuator an efficient room temperature regulation can be configured and visualized. Furthermore user defined 1Bit messages and 14Byte text telegrams can be indicated.

The Glass Push Button II Smart has a RGB status indicator for each sensor area. These can be set from internal or external objects.

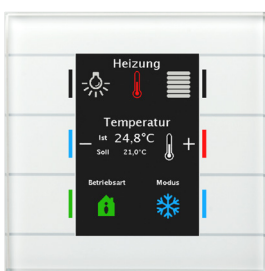
The Glass Push Button II Smart is a flush mounted device for fixed installations in dry rooms.

For project design and commissioning of the MDT KNX Glass Push Button II Smart it is recommended to use the ETS. Please download the application software at www.mdt.de/downloads.html

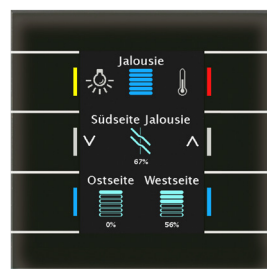
BE-GT20W.01



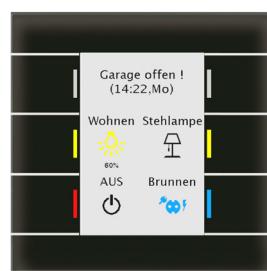
BE-GT2TW.01



BE-GT20S.01



BE-GT2TS.01



- Production in Germany, certified according to ISO 9001
- The buttons can be programmed for 1 or 2 button operation
- **4 buttons can be reserved with 2 or 3 function levels (8/12-fold)**
- 2 buttons to enter the function levels directly
- **Large, coloured active display to indicate function and status**
- **Symbols and plain text adjustable for each button/function**
- 1 or 2 button operation for switching, dimming, shutters, values
- Short/long button push with 2 objects
- **RGB status for all buttons separately controllable from each level**
- Indication of inside/outside temperature and time
- Automatic display brightness via light sensor and day/night object
- **Slap function with additional switch channel**
- Installation in a installation box, Dimensions (W x H): 92mm x 92mm
- No additional power supply required
- Integrated bus coupling unit, 3 years warranty
- **Additional functions BE-GT2Tx.01 (with temperature sensor)**
 - **With temperature sensor to measure room temperature**
 - **Additional functions to set temperature and operating mode**
 - **Indication of individual messages/text telegrams (1Bit/14Byte)**
 - **Application as RTC in combination with AKH heating actuator**
 - **RGB Status for each button controllable from each level**

Technical Data	BE-GT20W.01	BE-GT20S.01	BE-GT2TW.01	BE-GT2TS.01
Number of sensor areas	6	6	6	6
Measurement range temperature	--	--	0 to + 40°C	0 to + 40°C
Recommended installation height	1,10 - 1,25m (as Push Button) 1,50 - 1,60m* (as operating device)		1,10 - 1,25m (as Push Button) 1,50 - 1,60m* (as operating device)	
Specification KNX interface	TP-256	TP-256	TP-256	TP-256
Available application software	ETS 4/5	ETS 4/5	ETS 4/5	ETS 4/5
Permitted wire gauge				
KNX busconnection terminal	0,8mm Ø, solid core	0,8mm Ø, solid core	0,8mm Ø, solid core	0,8mm Ø, solid core
Power supply	KNX bus	KNX bus	KNX bus	KNX bus
Power consumption KNX bus typ.**	< 0,6W	< 0,6W	< 0,6W	< 0,6W
Operation temperature range	0 to + 45°C	0 to + 45°C	0 to + 45°C	0 to + 45°C
Enclosure	IP 20	IP 20	IP 20	IP 20
Dimensions (W x H x D)	92mm x 92mm x 29,2mm	92mm x 92mm x 29,2mm	92mm x 92mm x 29,2mm	92mm x 92mm x 29,2mm
Required installation boxes	1	1	1	1

* If the push button is used with adjustment for given value the recommended mounting height is 1,6m for better clearness of the display.
During assembly, the assembly heights in accordance with the applicable regulations must be observed.

** Device has to be calculated with two bus loads. No additional power supply required.

Exemplary circuit diagram BE-GTxxx.01

